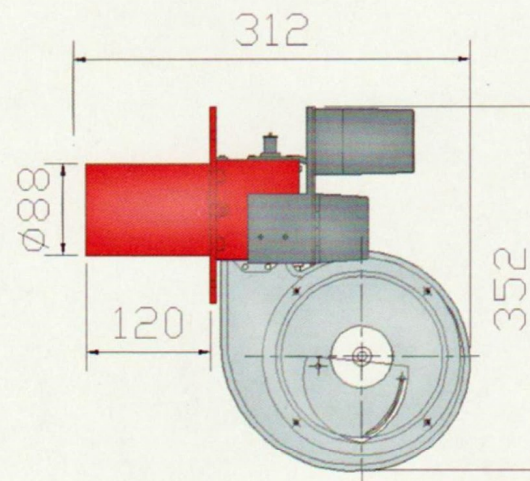
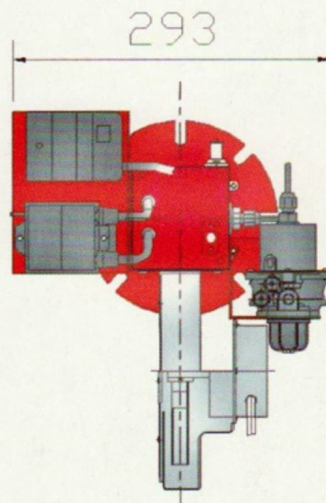
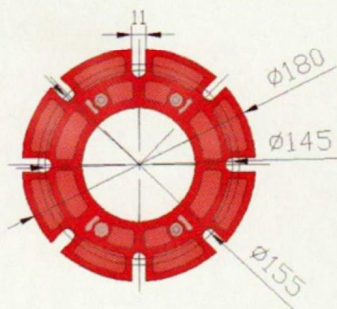


TC-10

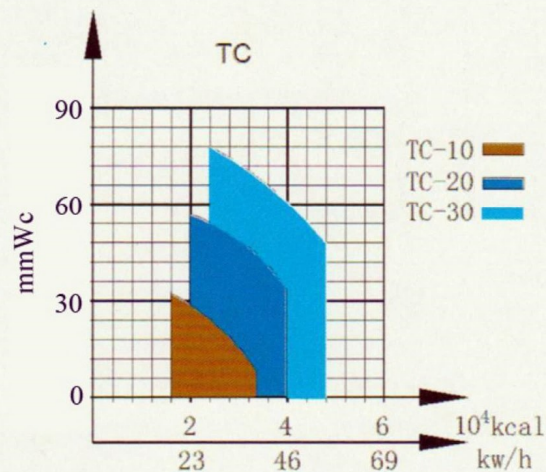
Olympia Oil Burner TC Series

Specification

MODEL	OUTPUT LPH	OUTPUT KW	CONTROL	MOTOR WATT / PHASE
TC - 10	2 - 4	40	ON-OFF	40 / 1Ø
TC - 20	3 - 6	60	ON-OFF	80 / 1Ø
TC - 30	4 - 8	80	ON-OFF	100 / 1Ø



Dimension



Capacity Curve